



Scan the code with your smartphone using a special QrCode reader and enter the 500L.



www.fiat500L.it



500L

GROWING UP
IS COOL.



THAT'S WHY THE 500
HAS BECOME AN "L".



WE HAVE KIDS
SO WE CAN
CONTINUE
BEHAVING LIKE
KIDS.



500L IS LARGE SO THAT THE JOY OF BEING TOGETHER CAN BECOME **BIGGER EVERY DAY.**

Whether friends or relatives, the 500L can accommodate them all, comfortably. With a passenger volume of **3.17 m³**, the car provides a travelling experience in total freedom, to meet your needs and those of your passengers. Because with the 500L, it's not just the destination that counts, but the way you experience each journey.





THE 500L ALSO EXPANDS THE CONCEPT OF FUNCTIONALITY. MEASURING 4.15 METRES IN LENGTH, 1.78 METRES WIDE AND 1.66 METRES HIGH, IT TEAMS THE SPACE AND INTERIOR COMFORT OF AN MPV WITH THE PARKING PRACTICALITY OF A CITY CAR.

L 415 W 178 H 166



The ample size and space of the 500L are teamed with first-rate functionality and comfort. From the **wraparound glazing and glazed windscreen pillars** that provide greater visibility and facilitate parking, to the dashboard which groups together the instrument panel and the main controls for the info and telematic devices in two nearby, but distinct areas, to the convenient storage compartments to keep everything you may need during the day.

DOING
SOMETHING
GREAT
IS EVERYONE'S
AMBITION.



500



SIMPLY CLIMB INTO A 500L AND IT IMMEDIATELY EXTENDS THE IDEA OF HOSPITALITY. THERE'S ROOM FOR EVERYTHING AND EVERYONE INSIDE, BECAUSE THE 500L LOVES TO TRAVEL IN GOOD COMPANY AND IN COMFORT.

THE 500L CAN CARRY **5 PEOPLE AND UP TO 5 ROLLER SUITCASES** THANKS TO ITS **455-LITRE LUGGAGE COMPARTMENT**. WHAT'S MORE, THE LOAD COMPARTMENT FEATURES A HOST OF POCKETS AND HOOKS TO TAKE ANYTHING YOU NEED WITH YOU IN THE UTMOST SAFETY AND, WITH THE **CARGO MAGIC SPACE** SYSTEM, YOU CAN ADJUST THE LOAD PLATFORM TO THREE DIFFERENT HEIGHTS AND ORGANISE YOUR BOOT AS YOU SEE FIT.



TO DO
THIS YOU
HAVE TO BE
GREAT FROM
THE START.

500L



"YOUR ASPIRATIONS ARE YOUR POSSIBILITIES".

Samuel Johnson

AND ONLY THE 500L MULTIPLIES THEM BY **1,500**: THAT'S HOW MANY INTERIOR CONFIGURATIONS ARE POSSIBLE. **INCREDIBLE**, ISN'T IT?

To enhance comfort and interior space further, the 500L offers you a **host of seat adjustments**, such as the front passenger seat with folding table backrest or the split rear seats which can not only be adjusted longitudinally but also, thanks to the **fold&tumble** function, fold down onto themselves in one simple action to provide a flat load platform that exploits the entire length of the car.





“THE  ONLY
WAY TO GET RID
OF TEMPTATION
IS TO YIELD TO IT”.

Oscar Wilde

LAVAZZA
Espresso experience



WITH THE 500L, **YOU DON'T HAVE** TO GIVE ANYTHING UP. NOT EVEN YOUR COFFEE BREAK.

The 500L enhances the flavour of every journey, in every sense.

Because only the 500L features a genuine **espresso coffee machine inside the passenger compartment, including the Lavazza “A Modo Mio”** capsule system. For the first time ever, you won't need to stop at a café for a coffee break, since you can enjoy the aroma and taste of an authentic espresso coffee while remaining in the comfort of your car.







WE CROSS THE WORLD WITH A CONSCIOUS LIGHTNESS.



THE 500L LENDS YOUR LIFE A **LIGHT TOUCH** THANKS TO ITS NEW-GENERATION ENGINES THAT MAKE IT EVEN LIGHTER ON CONSUMPTION AND EMISSIONS.

The 500L is a car with a light touch, for the environment, and above all for you, the driver. Its engines represent the optimum balance of performance, consumption and emissions. In addition to the tried and tested **1.4 16v petrol 95 HP** and the revolutionary **0.9 TwinAir 105 HP**, the 500L offer is completed with the **1.3 MultiJet II 85 HP turbodiesel** with manual or robotised automatic transmission, the **1.6 MultiJet II 105 HP turbodiesel** and the super-eco-friendly **0.9 TwinAir Natural Power 80 HP**. Innovative engines for having fun while you travel, saving money and limiting pollution.





The 500L is also big on safety: it has been given the most coveted international award, the **Euro NCAP 5-star rating**, a prestigious award that confirms the great care with which the 500L protects the whole family, thanks to standard equipment which guarantees top-level active and passive safety. Up to **7 airbags**, **ABS** with B.A.S. (Brake Assist System) and the sophisticated **ESC (Electronic Stability Control)** which incorporates the **ASR/MSR** acceleration and deceleration anti-slipping function. **Hill Holder** to facilitate hill starts, **DST** active steering which improves driving safety and handling performance, as well as electronic rollover mitigation, **ERM**. And to make driving around in traffic safer, the car is fitted with **City Brake Control**, a device that detects the presence of other vehicles or obstacles in front of the car and automatically brakes to avoid collision or mitigate its consequences if the driver is distracted. City Brake Control provides effective driving support, which is why the 500L has received another prestigious award: **Euro NCAP Advanced 2013**.



"OUR NATURE LIES
IN MOTION".

Blaise Pascal



The 500L is equipped with five eco-friendly and budget-friendly engines, teamed with **5 or 6-speed gearboxes**, to exploit their potential to the full.

The range includes the proven **1.4 16v petrol engine** which delivers an output of 95 HP at 6,000 rpm and reaches a top speed of 170 km/h with acceleration from 0 to 100 km/h in 12.8 seconds. This engine is characterised by its particularly high volumetric efficiency throughout its operating range, which makes for smooth, impressive driving and, at the same time, great fuel economy.

The brilliant new **0.9 TwinAir Turbo 105 HP with Start&Stop** represents the apex in the evolution of the TwinAir engine family; the small two-cylinder engine delivers 105 HP at 5,500 rpm and delivers a maximum torque of 145 Nm at just 2,000 rpm. Thanks to this engine, which has a specific power of 120 HP/l, the 500L offers outstanding driving and great performance, keeping emissions and consumption at a minimum (4.8 litres/100 km and 112 g/km of CO₂).

The **1.3 MultiJet II 85 HP**, also available in a version with Dualogic™ robotised automatic transmission, delivers its maximum torque of 200 Nm at just 1,500 rpm and has a top speed of 164 km/h with acceleration from 0 to 100 km/h in 15.1 seconds, keeping consumption and emissions to a minimum (4.0 litres/100 km, in the combined cycle, and 105 g/km of CO₂)*.

There's more power and fuel economy with the **1.6 16v MultiJet 105 HP**, which accelerates from 0 to 100 km/h in just 11.3 seconds, reaching a top speed of 181 km/h with a thrilling pick-up. Both diesel engines adopt a sophisticated variable geometry turbocharger teamed with a 5 or 6-speed manual gearbox respectively and the **latest-generation common rail injection system**.

Finally, there's the new **0.9 TwinAir turbo 80 HP Natural Power** (methane/petrol), a formidable environmental activist. It develops 80 HP at 5,500 rpm and a maximum torque of 140 Nm at 2,500 rpm. In the combined cycle, consumption is 3.9 kg of methane per 100 km and CO₂ emissions are just 105 g/km.

* the data quoted refer to the Dualogic™



1.4 16v 95 HP

| | |
|---|-----------------|
| Displacement (cm ³) | 1368 |
| Emissions level | Euro 6 |
| Number of gears | 6 |
| EC max. power: kW (HP) at rpm | 70 (95) 6000 |
| EC max. torque: Nm (kgm) at rpm | 127 (12.9) 4500 |
| Top speed (km/h) | 170 |
| Acceleration (sec.): 0-100 km/h | 12.8 |
| Fuel consumption (l/100 km) Directive 2004/3/EC | |
| urban cycle | 8.3 |
| extra-urban cycle | 5.0 |
| combined cycle | 6.2 |
| exhaust emissions | |
| CO ₂ , combined (g/km) | 145 |

1.3 16v MULTIJET II 85 HP START&STOP

1.3 16v MULTIJET II 85 HP Dualogic™ START&STOP

| | | |
|---|-----------------|-----------|
| Displacement (cm ³) | 1248 | |
| Emissions level | Euro 5 | |
| Number of gears | 5 | |
| EC max. power: kW (HP) at rpm | 62 (85) 3500 | |
| EC max. torque: Nm (kgm) at rpm | 200 (20.4) 1500 | |
| | manual | Dualogic™ |
| Top speed (km/h) | 165 | 164 |
| Acceleration (sec.): 0-100 km/h | 14.9 | 15.1 |
| Fuel consumption (l/100 km) Directive 2004/3/EC | | |
| urban cycle | 5.0 | 4.5 |
| extra-urban cycle | 3.7 | 3.7 |
| combined cycle | 4.2 | 4.0 |
| CO ₂ exhaust emissions | | |
| combined (g/km) | 110 | 105 |

0.9 TWINAIR 80 HP NATURAL POWER

| | | |
|---|-----------------|-----------------|
| Displacement (cm ³) | 875 | |
| Emissions level | Euro 5 | |
| Number of gears | 6 | |
| | methane | petrol |
| EC max. power: kW (HP) at rpm | 59 (80) 5500 | 62 (85) 5500 |
| EC max. torque: Nm (kgm) at rpm | 140 (14.3) 2500 | 145 (14.8) 2000 |
| Top speed (km/h) | 163 | 167 |
| Acceleration (sec.): 0-100 km/h | 16.3 | 15.0 |
| Fuel consumption (l/100 km) Directive 2004/3/EC | | |
| urban cycle | 4.7* | 7.2 |
| extra-urban cycle | 3.3* | 5.2 |
| combined cycle | 3.9* | 5.9 |
| CO ₂ exhaust emissions | | |
| combined (g/km) | 105 | 137 |

* consumption and tank capacity of Natural Power expressed in kg

0.9 TWINAIR 105 HP START&STOP

| | |
|---|-----------------|
| Displacement (cm ³) | 875 |
| Emissions level | Euro 6 |
| Number of gears | 6 |
| EC max. power: kW (HP) at rpm | 77 (105) 5500 |
| EC max. torque: Nm (kgm) at rpm | 145 (14.8) 2000 |
| Top speed (km/h) | 180 |
| Acceleration (sec.): 0-100 km/h | 12.3 |
| Fuel consumption (l/100 km) Directive 2004/3/EC | |
| urban cycle | 5.7 |
| extra-urban cycle | 4.3 |
| combined cycle | 4.8 |
| exhaust emissions | |
| CO ₂ , combined (g/km) | 112 |

1.6 16v MULTIJET II 105 HP START&STOP

| | |
|---|-----------------|
| Displacement (cm ³) | 1598 |
| Emissions level | Euro 5 |
| Number of gears | 6 |
| EC max. power: kW (HP) at rpm | 77 (105) 3700 |
| EC max. torque: Nm (kgm) at rpm | 320 (32.6) 1750 |
| Top speed (km/h) | 181 |
| Acceleration (sec.): 0-100 km/h | 11.3 |
| Fuel consumption (l/100 km) Directive 2004/3/EC | |
| urban cycle | 5.4 |
| extra-urban cycle | 3.9 |
| combined cycle | 4.5 |
| CO ₂ exhaust emissions | |
| combined (g/km) | 117 |



"THERE IS NO JOY IN OWNING SOMETHING IF YOU DON'T SHARE IT".

Seneca

THE 500L IS A LINK TO ACCESS YOUR FAVOURITE


SOCIAL NETWORKING SITES, NEWS CHANNELS AND THE WEB DIRECTLY.






With the 500L, you're in touch with everyone all the time, thanks to the innovative **Uconnect™** device, equipped with a **5" colour touchscreen**, so you can access the radio and your multimedia devices, which can be connected via USB and AUX-in socket. And thanks to Bluetooth®, you can handle calls, read any text messages you have received and, in addition, with the innovative **Audio Streaming** system, you can stream music files and web radio stations directly from your smartphone without wires (where compatible). **Uconnect™ Nav** is the navigation system developed in collaboration with TomTom for simpler, more intuitive navigation. Equipped with touchscreen display and voice recognition, it is pre-loaded with maps of major European countries. The system uses traffic message radio (TMC) information and indicates any slow traffic or delays. Uconnect™ Nav also includes the IQ Routes and Advanced Lane Guidance functions, plus indications of fixed speed cameras and the position of average speed check cameras or traffic light cameras. What's more, with Uconnect™ you can stay in touch with everyone through social networking services and the web (**Twitter, Trip Advisor, Expedia**). And for travelling in a more eco-friendly and cost-efficient manner, there's **eco:Drive Live**, the system that monitors your driving style and gives you useful advice for reducing fuel consumption and pollution by **up to 16%**. It is nothing less than a virtual personal trainer that suggests more intelligent and economical behaviour at the wheel.





“YOUTH
IS THE ONLY
THING WORTH
HAVING”.

Oscar Wilde



ENHANCE YOUR FUN TO THE BEAT OF THE
MUSIC.

Music is the soul of any journey, and every destination has its own soundtrack; for this reason, the 500L is equipped with a **radio based on the Windows Embedded Automotive** operating system which has a user-friendly interface with many functions such as voice recognition and audio controls on the steering wheel, to access all the main content without taking your hands off the wheel.



beatsaudio.

THE 500L OFFERS A NEW HI-FI SYSTEM, DEVELOPED IN COLLABORATION WITH **BEATS AUDIO**, THAT OFFERS A LISTENING EXPERIENCE MARKED BY A CLEAN SOUND AND HIGH DEFINITION.





"STYLE IS THE IMAGE OF CHARACTER".

Edward Gibbon

THE 500L IS A LIFESTYLE FOR THOSE WHO CONTINUE TO BE COOL TOGETHER WITH THEIR FAMILIES. FOR THOSE WHO CHOOSE FAMILY STATUS RATHER THAN STATUS SYMBOLS.

10 body colours, 3 roof colours (black, white and body colour) and **3 rim colours** (black, white and grey): the result is more than 300 different colour combinations for your 500L.

In addition to all this, you can also choose your own interior depending on the trim level, including the black "Star" fabric with grey or red inserts, the "Tecnosilk" fabric available in two different shades (beige or grey) and the fine Castiglio offered in two versions: mink or vicuña.





THE 500L IS A BIG 500, SO IT COULDN'T HELP BUT HAVE A FUN SPIRIT, A UNIQUE STYLE AND EXCLUSIVE DETAILS SUCH AS **PALE DASHBOARD LIGHTING AND THE SOPHISTICATED DESIGN OF THE STEERING WHEEL, HANDBRAKE AND GEAR LEVER.**

“WHAT WE SEE DEPENDS MAINLY
ON WHAT WE LOOK FOR”.

John Lubbock

THANKS TO THE EXTENSIVE GLAZED SURFACE AND THE BIGGEST GLASS ROOF IN ITS CATEGORY, **THE 500L IS A WINDOW ONTO THE WORLD.**





BRIGHT AND SUNNY, THE 500L IS A HUGE WINDOW ONTO THE WORLD THANKS TO THE EXTENSIVE GLAZING AND LARGE PANORAMIC SUNROOF BOASTING A SURFACE AREA OF A GENEROUS 1.5 M², THE LARGEST IN THE CATEGORY, AVAILABLE BOTH IN THE FIXED AND ELECTRICALLY-OPERATED SKYDOME VERSION.



WHEN FACED WITH THE CHOICE BETWEEN BLACK AND WHITE, SOME PEOPLE CHOOSE THE 500L.

With the 500L, you can express your personality to the full.



AND ITS ENDLESS CUSTOMISATIONS.

Choose the version that suits you most from Pop, Pop Star, Easy and Lounge and run riot with over 140 accessories.





LINEACCESSORI 50926885
17" 225/45 R17 ALLOY RIMS
DIAMOND BLACK



6U4 / LINEACCESSORI 50926886
17" 225/45 R17 ALLOY RIMS
ECOREFLEX GREY

6WR / LINEACCESSORI 50927092
17" 225/45 R17 ALLOY RIMS
DIAMOND BLACK



6Y8 / LINEACCESSORI 50927079
17" 225/45 R17 ALLOY RIMS
DIAMOND WHITE



435
17" 225/45 R17 ALLOY RIMS
DARK GREY



439
16" 205/55 R16 ALLOY RIMS
GLOSSY GREY




433
16" 205/55 R16 ALLOY RIMS
GLOSSY GREY



68P
17" 225/45 R17 ALLOY RIMS
DIAMOND BLACK



56J
16" 205/55 R16 ALLOY RIMS
DIAMOND BLACK



5A6
16" 205/55 R16 ALLOY RIMS
DIAMOND BLACK



5FB
17" 225/45 R17 ALLOY RIMS
DIAMOND WHITE



55E
16" 205/55 R16 ALLOY RIMS
DIAMOND WHITE



4WQ
16" 205/55 R16 ALLOY RIMS
DIAMOND WHITE





CHROMED MIRROR FAIRING



CERAMIC EFFECT BLACK MIRROR FAIRING



TECHNICS OUTLINE EFFECT ALUMINIUM MIRROR FAIRING



TECHNICS EFFECT WHITE MIRROR FAIRING



TECHNICS SILVER EFFECT ALUMINIUM MIRROR FAIRING



13 COLOURS TO CHOOSE FROM FOR A TRULY UNIQUE KEY COVER.



Leave more time for leisure with the 500L, with a host of useful accessories to travel in pursuit of fun and relaxation. The roof bars allow you to carry bicycles, surfboards, skis and snowboards in total safety. But that's not all; the 500L also features a full range of child seats, anti-theft systems, luggage nets and passenger compartment separation grilles for carrying pets, steel clothes hooks and much more. Everything you need to make your journey a pleasant and comfortable experience.



Customise your 500L with the dedicated badge and stickers, available in a variety of colours and motifs.



 FLASH DARK GREY/SILVER

 FLASH WHITE/SILVER

 500 STRIPE DARK GREY/SILVER

 500 STRIPE WHITE/SILVER

 STRIPE BLACK

 STRIPE SILVER

 STRIPE WHITE

 ITALY





EASY TRIM LEVEL



POP AND POP STAR TRIM LEVEL



LOUNGE TRIM LEVEL



601 Pastel Cinema Black
☐ white roof



366 Pastel Riviera Green
☐ white roof ■ black roof



108 Metallic Amore Red
☐ white roof ■ black roof



609 Metallic Moda Grey
☐ white roof



268 Pastel Gelato White
■ black roof



231 Pastel Cappuccino Beige
☐ white roof ■ black roof



483 Pastel Mare Blue
☐ white roof ■ black roof



612 Metallic Maestro Grey
■ black roof




390 Metallic Toscana Green
☐ white roof




111 Pastel Passione Red
☐ white roof ■ black roof

POP AND POP STAR




120 Dashboard in body colour - Star black/grey fabric
125 Dashboard in body colour - Star black/red fabric



128 Dashboard in body colour - Star black/grey fabric
110 Dashboard in body colour - Star black/red fabric




105 Dashboard in body colour - Star black/grey fabric
109 Dashboard in body colour - Star black/red fabric




135 Dashboard in body colour - Star black/grey fabric
132 Dashboard in body colour - Star black/red fabric



169 Dashboard in body colour - Star black/grey fabric
158 Dashboard in body colour - Star black/red fabric




195 Dashboard in body colour - Star black/grey fabric
106 Dashboard in body colour - Star black/red fabric



EASY



246 - Two-tone black/beige steering wheel
Beige ground eco leather dashboard - Tecnosilk beige/magnesium fabric



257 - Two-tone black/red steering wheel
Red ground eco leather dashboard - Tecnosilk grey/red fabric



273 - Two-tone black/grey steering wheel
Grey ground eco leather dashboard - Tecnosilk grey/red fabric

LOUNGE



339 - Two-tone black/beige steering wheel
Beige eco leather dashboard - Castiglio mink/beige fabric



352 - Two-tone black/grey steering wheel
Grey eco leather dashboard - Castiglio vicuña/grey fabric

Main standard equipment and options

| | POP | POP STAR | EASY | LOUNGE |
|--|-----|----------|------|--------|
| LINE AND STYLE | | | | |
| 16" white hub caps | 4XE | ○▼ | - | ○ |
| 16" black hub caps | 6XN | ○▼ | - | ○ |
| Tinted windows | 070 | ○ | ○ | ○ |
| Leather gear knob | 4VU | ○ | ○/■▲ | ■ |
| Protective mats | 396 | ○ | ○ | ○ |
| Painted door mirrors with electric control and demisting | | - | ■ | ■ |
| Protective side strips with chromed inserts | 61R | - | ■ | ○ |
| 15" steel rims | | ■ | - | - |
| 16" steel rims | | - | - | ■ |
| 16" alloy rims in diamond white | 4WQ | - | ○ | - |
| 16" alloy rims in glossy grey | | - | ■ | - |
| 16" alloy rims in diamond black | 5A6 | - | ○ | - |
| 16" alloy rims in glossy grey | 439 | - | - | ○ |
| 16" alloy rims in diamond black | 56J | - | - | ○ |
| 16" alloy rims in diamond white | 55E | - | - | ○ |
| 17" alloy rims in dark grey (not compatible with snow chains) | 435 | - | ○ | ○ |
| 17" alloy rims in diamond white (not compatible with snow chains) | 5FB | - | ○ | ○ |
| 17" alloy rims in diamond black (not compatible with snow chains) | 68P | - | ○ | ○ |
| 17" alloy rims in diamond black and black mirror fairings | 76V | - | ○ | ○ |
| 17" alloy rims in diamond white and white mirror fairings | 76W | - | ○ | ○ |
| Metallic paintwork | 210 | ○ | ○ | ○ |
| Metallic paintwork/two-tone white | 6Y1 | ○ | ○ | ○ |
| Metallic paintwork/two-tone black | 6Y3 | ○ | ○ | ○ |
| Non-standard pastel paintwork | 5CF | ○ | ○ | ○ |
| Non-standard pastel paintwork/two-tone white | 6Y0 | ○ | ○ | ○ |
| Non-standard pastel paintwork/two-tone black | 6Y2 | ○ | ○ | ○ |
| Pastel paintwork/two-tone white | 4DL | ○ | ○ | ○ |
| Pastel paintwork/two-tone black | 4DT | ○ | ○ | ○ |
| Chrome trim on the bonnet | | △ | △ | △ |
| Stickers on side panels (patterns in white, black or grey and with the Italian flag) | | △ | △ | △ |
| 17" alloy rims (ecoreflex grey, diamond black, diamond white spoked) | | ○/△ | ○/△ | ○/△ |
| Door mirror fairings (chromed or coloured) | | △ | △ | △ |
| Coloured key covers (13 different colours) | | △ | △ | △ |
| Kick plate with logo | | △ | △ | △ |
| Italian badge on pillar | | △ | △ | △ |
| Racing pedal unit | | △ | △ | △ |
| Valve cover caps with Fiat logo | | △ | △ | △ |
| Fragrance diffuser | | △ | △ | △ |
| Make-up organiser (black or white) | | △ | △ | △ |
| Chrome number plate holder | | △ | △ | △ |
| Stylus radio aerial | | △ | △ | △ |
| COMFORT | | | | |
| Third rear headrest | 511 | ○ | ○ | ○ |
| Electric front windows | | ■ | ■ | ■ |

▼ only on the 0.9 TwinAir Natural Power ▲ with Dualogic gearbox™ * standard 16" alloy rimson 0.9 TwinAir Natural Power Pop

| | POP | POP STAR | EASY | LOUNGE |
|---|-----|----------|--------|--------|
| COMFORT | | | | |
| Electric rear windows | 023 | - | ○ | ○ |
| Rear seat armrest | 275 | ○ | ○ | ○ |
| Baby surveillance mirror | 68F | - | ○ | ○ |
| Electro-chromic interior rear-view mirror | 410 | - | ○ | ○ |
| Height-adjustable driver seat | | ■ | ■ | ■ |
| Passenger seat that folds down to form a table | | ■ | ■ | ■ |
| Reclining fold&tumble sliding 40/60 split rear seat. | | ■ | ■ | ■ |
| Accessorised passenger seat | 295 | - | ○ | ○ |
| Height-adjustable passenger seat | 454 | - | ○ | ○ |
| Heated front seats | 452 | - | ○ | ○ |
| Accessorised front seats with table on seat back and storage net | 5ZJ | - | ○ | ○ |
| Manual climate control with pollen filter | 025 | ○ | ■ | ■ |
| Automatic dual zone climate control | 140 | - | ○ | ○ |
| Rear parking sensors | 508 | ○ | ○ | ○ |
| Rear camera | 316 | - | ○ | ○ |
| Dualdrive™ electric power steering with City function | | ■ | ■ | ■ |
| Height- and reach-adjustable steering wheel | | ■ | ■ | ■ |
| Leather steering wheel with Uconnect™ radio controls | 318 | ○ | ○/ - ▲ | ■/ - ▲ |
| Leather steering wheel with Uconnect™ radio controls and Dualogic™ gear paddles | 5BH | - | ○▲ | ■▲ |
| Lavazza 500 Espresso Experience (integrated Lavazza A Modo Mio espresso machine) | 6WX | - | ○ | ○ |
| Cargo Magic Space (height-adjustable load platform) | | ■ | ■ | ■ |
| Active color matrix display | | - | -/■▲ | -/■▲ |
| Door locking/unlocking remote control | | ■ | ■ | ■ |
| Rear window wiper | | ■ | ■ | ■ |
| Skydome panoramic glazed electric sunroof | 400 | - | ○ | ○ |
| Fixed panoramic glazed sunroof | 59E | - | ○ | ○ |
| Start&Stop (on 0.9 TwinAir, 1.3 and 1.6 Multijet engines) | | ■ | ■ | ■ |
| Heated rear window | | ■ | ■ | ■ |
| Heated windscreen | 253 | - | ○ | ○ |
| Fix&Go | | ■ | ■ | ■ |
| Space-saver spare wheel* | 803 | ○ | ○ | ○ |
| Smokers' kit | 989 | ○ | ○ | ○ |
| Comfort pack (passenger seat with electric lumbar adjustment, driver seat with electric lumbar adjustment, front armrest) | 6YM | - | ○ | ○ |
| Lavazza comfort pack (includes driver and passenger seat electric lumbar adjustment) | 5FD | - | ○ | ○ |
| Roof bars | | △ | △ | △ |
| Velvet mats with logo | | △ | △ | △ |
| Sun blinds (side and for rear window) | | △ | △ | △ |
| Cargo organizer | | △ | △ | △ |
| Clothes hook | | △ | △ | △ |
| Bicycle rack (steel or aluminium) | | △ | △ | △ |
| Freebox (360 l, 490 l) | | △ | △ | △ |
| Ski rack, snowboard rack, surfboard rack, kayak rack | | △ | △ | △ |

* not available on the 0.9 TwinAir Natural Power

| | POP | POP STAR | EASY | LOUNGE |
|--|-----|----------|--------|--------|
| COMFORT | | | | |
| Tow hooks (fixed or removable) | | △ | △ | △ |
| Rubber protective mats | | △ | △ | △ |
| Protective boot liner | | △ | △ | △ |
| Luggage nets | | △ | △ | △ |
| SAFETY | | | | |
| Driver and passenger airbags | | ■ | ■ | ■ |
| Front side bags | | ■ | ■ | ■ |
| Head protection side bags | | ■ | ■ | ■ |
| Driver's knee bag | 150 | - | ○ | ○ |
| ESC Electronic Stability Control with ASR/MSR, Hill Holder, ABS+EBD, ERM, DST | | ■ | ■ | ■ |
| Isifix 3-point attachments for child restraint system | | ■ | ■ | ■ |
| Cruise Control | | - | ■ | ■ |
| Fog lights with cornering function | 097 | ○ | ○ | ○ |
| Automatic headlights and rain sensor | 347 | - | ○ | ○ |
| City Brake Control* | 6DC | - | ○ | ○ |
| Alarm | | △ | △ | △ |
| Telematic box | | △ | △ | △ |
| Rear parking sensors | | △ | △ | △ |
| Child restraint systems (baby one, junior, isofix) | | △ | △ | △ |
| Anti-theft wheel bolts for alloy rims | | △ | △ | △ |
| Rear seat protection | | △ | △ | △ |
| Boot liner | | △ | △ | △ |
| Partition net for animals | | △ | △ | △ |
| AUDIO AND TELEMATICS | | | | |
| Beats audio system* | 4JF | - | ○ | ○ |
| Uconnect™: radio CD/MP3 5" touchscreen with Bluetooth® Audio Streaming | 6Q2 | ○ | ○ | ■ |
| Uconnect™: radio CD/MP3 5" touchscreen with Bluetooth® Audio Streaming and DAB | 6Q3 | ○ | ○ | ○ |
| Uconnect™ NAV: radio CD/MP3 5" touchscreen with Bluetooth® Audio Streaming and integrated navigation system | 6Q8 | - | ○ | ○ |
| Uconnect™ NAV: radio CD/MP3 5" touchscreen with Bluetooth® Audio Streaming, DAB and integrated navigation system | 6Q9 | - | ○ | ○ |
| Setup for portable navigation system | 6EN | ○ | ○ | ○ |
| Radio set-up | | ■ | ■ | - |
| 12 V power socket | | ■ | ■ | ■ |
| TomTom | | △ | △ | △ |
| iPod port | | △ | △ | △ |
| iPod connection cable | | △ | △ | △ |
| PACKS | | | | |
| Pop Star Pack (5" touchscreen radio with Bluetooth®, leather steering wheel with radio controls and leather gear lever knob) | 70H | - | ○/ - ▲ | - |
| Pop Star Dualogic™ Pack (5" touchscreen radio with Bluetooth®, leather steering wheel with radio controls and Dualogic™ gearbox) | 7A0 | - | ○▲ | - |
| Easy Pack (16" alloy rims, chrome protective strips and protective mats) | 70J | - | - | ○ |
| Lounge Pack (electric sunroof, 17" dark grey alloy rims and rear parking sensors) | 70K | - | - | - |

■ = standard ○ = optional - = not available △ = Lineaccessori



Technical specifications

| | 1.4 16v FIRE 95 HP Pop - Pop Star Easy - Lounge | 1.3 16v MultiJet II 85 HP Pop - Pop Star Easy - Lounge | 1.3 16v MultiJet II 85 HP Dualogic™ Pop Star Easy - Lounge | 1.6 16v MultiJet II 105 HP Pop Star Easy - Lounge | 0.9 Turbo TwinAir 105 HP Lounge | 0.9 TwinAir Turbo 80 HP Natural Power Pop - Pop Star Easy - Lounge | |
|---|--|---|---|---|--|---|--|
| | | | | | | Methane | Petrol |
| ENGINE | | | | | | | |
| No. of cylinders, layout | 4, in line | 4, in line | 4, in line | 4, in line | 2, in line | 2, in line | |
| Bore x stroke (mm) | 72 x 84 | 69.6 x 82 | 69.6 x 82 | 79.5 x 80.5 | 80.5 x 86 | 80.5 x 86 | |
| Displacement (cm³) | 1368 | 1248 | 1248 | 1598 | 875 | 875 | |
| Compression ratio | 11:1 | 16.8:1 | 16.8:1 | 16.5:1 | 10:1 | 10:1 | |
| EC max. power (HP/kW) at rpm | 95/70 @ 6000 | 85/62 @ 3500 | 85/62 @ 3500 | 105/77 @ 3750 | 105/77 @ 5500 | 80/59 @ 5500 | 85/62 @ 5500 |
| EC max. power (HP/kW) at rpm in ECO mode | - | - | - | - | 98/72 @ 5750 | - | - |
| Max. torque (Nm) at rpm | 127 @ 4500 | 200 @ 1500 | 200 @ 1500 | 320 @ 1750 | 145 @ 2000 | 140 @ 2500 | 145 @ 2000 |
| Max. torque (Nm) at rpm in ECO mode | - | - | - | - | 120 @ 1750 | - | - |
| Fuel type | petrol, multipoint electronic injection | diesel, common rail direct injection with MultiJet II system, turbocharger with intercooler | diesel, common rail direct injection with MultiJet II system, turbocharger with intercooler | diesel, electronically controlled Common Rail direct injection with turbo and intercooler | petrol, multipoint electronic injection, turbocharger with intercooler | methane, multipoint electronic injection, turbocharger with intercooler | petrol, multipoint electronic injection, turbocharger with intercooler |
| Timing | double overhead camshafts, 16 valves (toothed belt) | double overhead camshafts, 16 valves (chain) | double overhead camshafts, 16 valves (chain) | double overhead camshafts, 16 valves (toothed belt) | single overhead camshaft with MultiAir system, 8 valves (chain) | single overhead camshaft with MultiAir system, 8 valves (chain) | |
| Start&Stop system | NO | YES | YES | YES | YES | NO | |
| DIMENSIONS | | | | | | | |
| Number of seats | 5 | 5 | 5 | 5 | 5 | 5 | |
| Number of doors | 5 | 5 | 5 | 5 | 5 | 5 | |
| Length - width (mm) | 4147 - 1784 | 4147 - 1784 | 4147 - 1784 | 4147 - 1784 | 4147 - 1784 | 4147 - 1784 | |
| Height (mm) | 1665 | 1665 | 1665 | 1665 | 1665 | 1678 | |
| Wheelbase (mm) | 2612 | 2612 | 2612 | 2612 | 2612 | 2612 | |
| Front - rear track (mm) | 1522 - 1519 | 1522 - 1519 | 1522 - 1519 | 1522 - 1519 | 1522 - 1519 | 1522 - 1519 | |
| Luggage compartment capacity (litres) | | | | | | | |
| rear seat back - rear seat forward | 412 - 455 | 412 - 455 | 412 - 455 | 412 - 455 | 412 - 455 | 330 - 396 | |
| rear seat folded forward - rear seat reclined | 1480 - 1375 | 1480 - 1375 | 1480 - 1375 | 1480 - 1375 | 1480 - 1375 | 1380 - 1275 | |
| ELECTRICAL SYSTEM | | | | | | | |
| Battery capacity (Ah) | 50 | 63 | 63 | 63 | 63 | 50 | |
| TRANSMISSION | | | | | | | |
| Drive | front | front | front | front | front | front | |
| Gearbox | 6-speed manual | 5-speed manual | Dualogic™ robotised automatic | 6-speed manual | 6-speed manual | 6-speed manual | |
| Final drive torque | 4.923 | 3.563 | 3.563 | 3.579 | 4.923 | 4.923 | |
| WHEELS | | | | | | | |
| 15" tyre size | 195/65 R15 | 195/65 R15 | 195/65 R15 | - | 195/65 R15 | - | |
| 15" rim size | 15" x 6J | 15" x 6J | 15" x 6J | - | 15" x 6J | - | |

| | 1.4 16v FIRE 95 HP Pop - Pop Star Easy - Lounge | 1.3 16v MultiJet II 85 HP Pop - Pop Star Easy - Lounge | 1.3 16v MultiJet II 85 HP Dualogic™ Pop Star Easy - Lounge | 1.6 16v MultiJet II 105 HP Pop Star Easy - Lounge | 0.9 Turbo TwinAir 105 HP Lounge | 0.9 TwinAir Turbo 80 HP Natural Power Pop - Pop Star Easy - Lounge | |
|---|--|--|--|--|--|---|---------|
| | | | | | | Metano | Benzina |
| WHEELS | | | | | | | |
| 16" tyre size | 205/55 R16 | 205/55 R16 | 205/55 R16 | 205/55 R16 | 205/55 R16 | 205/55 R16 | |
| 16" rim size | 16" x 6.5J | 16" x 6.5J | 16" x 6.5J | 16" x 6.5J | 16" x 6.5J | 16" x 6.5J | |
| 17" tyre size | 225/45 R17 | 225/45 R17 | 225/45 R17 | 225/45 R17 | 225/45 R17 | 225/45 R17 | |
| 17" rim size | 17" x 7J | 17" x 7J | 17" x 7J | 17" x 7J | 17" x 7J | 17" x 7J | |
| STEERING | | | | | | | |
| Steering box | Rack and pinion with Dualdrive™ electric power steering with city mode | Rack and pinion with Dualdrive™ electric power steering with city mode | Rack and pinion with Dualdrive™ electric power steering with city mode | Rack and pinion with Dualdrive™ electric power steering with city mode | Rack and pinion with Dualdrive™ electric power steering with city mode | Rack and pinion with Dualdrive™ electric power steering with city mode | |
| Kerb-to-kerb turning circle (m) | 10.7 | 10.7 | 10.7 | 10.7 | 10.7 | 10.7 | |
| SUSPENSION | | | | | | | |
| Front | independent wheels with MacPherson layout | independent wheels with MacPherson layout | independent wheels with MacPherson layout | independent wheels with MacPherson layout | independent wheels with MacPherson layout | independent wheels with MacPherson layout | |
| Rear | interconnected wheels with torsion beam layout | interconnected wheels with torsion beam layout | interconnected wheels with torsion beam layout | interconnected wheels with torsion beam layout | interconnected wheels with torsion beam layout | interconnected wheels with torsion beam layout | |
| BRAKES | | | | | | | |
| Self-ventilating disc brakes at front Ø (mm) | 284 | 284 | 284 | 284 | 284 | 284 | |
| Solid disc brakes at rear Ø (mm) | 251 | 251 | 251 | 251 | 251 | 251 | |
| CAPACITIES - WEIGHTS | | | | | | | |
| Fuel tank (l) | 50 | 50 | 50 | 50 | 50 | 14.2* | 50 |
| Kerb weight (kg) | 1245 | 1295 | 1300 | 1365 | 1260 | 1390 | |
| Max. towable weight (kg) non-braked | 400 | 400 | 400 | 400 | 400 | - | |
| Max. towable weight (kg) braked | 1000 | 1000 | 1000 | 1100 | 1000 | - | |
| PERFORMANCE | | | | | | | |
| Max. speed (km/h) | 170 | 165 | 164 | 181 | 180 | 163 | 167 |
| Acceleration: 0-100 km/h (s) | 12.8 | 14.9 | 15.1 | 11.3 | 12.3 | 16.3 | 15 |
| CONSUMPTION - EMISSIONS (Directive 2004/3/EC) | | | | | | | |
| Urban cycle consumption (l/100 km) | 8.3 | 5 | 4.5 | 5.4 | 5.7 | 4.7* | 7.2 |
| Extra-urban cycle consumption (l/100 km) | 5 | 3.7 | 3.7 | 3.9 | 4.3 | 3.3* | 5.2 |
| Combined cycle consumption (l/100 km) | 6.2 | 4.2 | 4.0 | 4.5 | 4.8 | 3.9* | 5.9 |
| CO ₂ emissions (g/km) | 145 | 110 | 105 | 117 | 112 | 105 | 137 |
| Environmental classification | EURO 6 | EURO 5 | EURO 5 | EURO 5 | EURO 6 | EURO 5 | |

* consumption and tank capacity of Natural Power expressed in kg

IN ADDITION TO TRADITIONAL FINANCING OPTIONS, THE 500L OFFERS YOU AN INNOVATIVE SOLUTION: **500L WAYS**, A UNIQUE AND MODULAR STRUCTURE OWING TO THE MYRIAD OF POSSIBILITIES AVAILABLE.

FIXED RATE FOR THE FIRST 2 YEARS FOR ANY CHOSEN VERSION, OR THE OPTION TO REPLACE OR RETURN THE CAR AT THE END OF THE CONTRACT. WITH THE ADDITIONAL ADVANTAGE OF EXTENDED WARRANTY AND FIRE AND THEFT POLICIES FOR THE ENTIRE DURATION.



500L

| S

COOL